



# Newland

SCANNING MADE SIMPLE



## EM1300

OEM scan engine

quick start v1.0



---

## Disclaimer

Newland Auto-ID Tech Inc.( “Newland Auto-ID” ) reserves the right to make changes in specifications and other information contained in this document without prior notice, and the reader should in all cases consult Newland Auto-ID to determine whether any such changes have been made. The information in this publication does not represent a commitment on the part of Newland Auto-ID.

This document contains proprietary information that is protected by copyright. All rights are reserved. No part of this document may be photocopied, reproduced, or translated into another language without the prior written consent of Newland Auto-ID.

© 2009 Newland Auto-ID Tech. Inc. All rights reserved.

---

## Trademark

**UIMG**, **Base**, **Tools** are trademarks or registered trademarks of Newland Auto-ID Tech Inc.

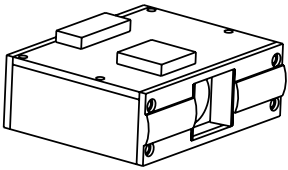
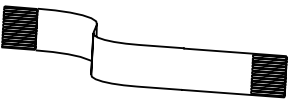
Other product names mentioned in this manual may be trademarks or registered trademarks of their respective companies and are hereby acknowledged.



## Introduction

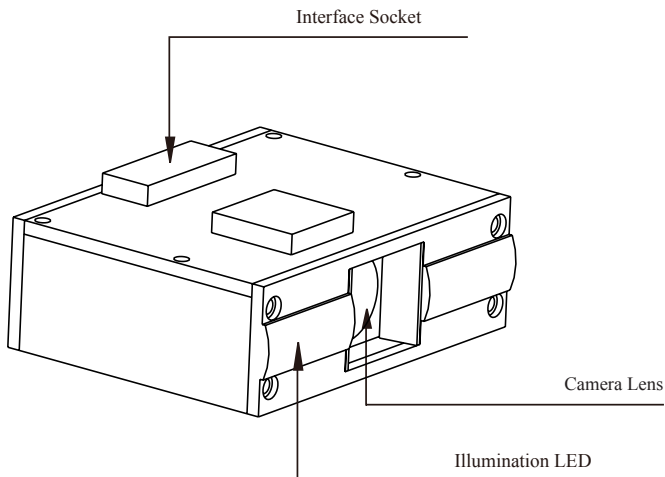
EM1300 is an embedded barcode reading engine. Its gray scale CCD image capturer and the Newland patented **UIMG**, a Computerized Image Recognition System, ensure the fast scanning and decoding accuracy on different barcode media such as paper, plastic card, and metal surface. It can be easily integrated into OEM equipments or systems (hand-held, portable, and mounted) to provide solutions for image capture, bar code reading, and barcode message processing.

## Box Content

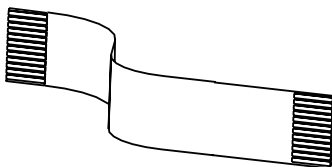
	NLS-EM1300 1D Barcode Scanning Engine
	12 Pin Flexible Cable NOTE: It will be supplied upon order.



## Hardware Overview



NLS-EM1300 Outline

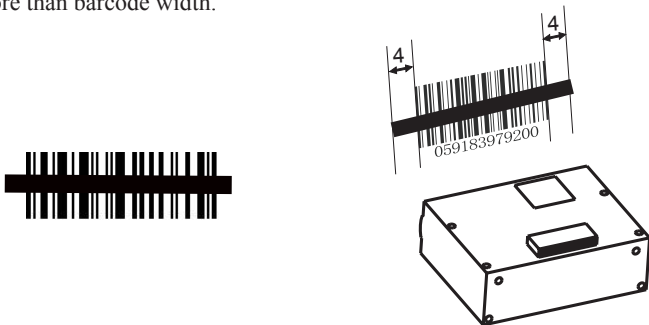


12 Pin Flexible Cable

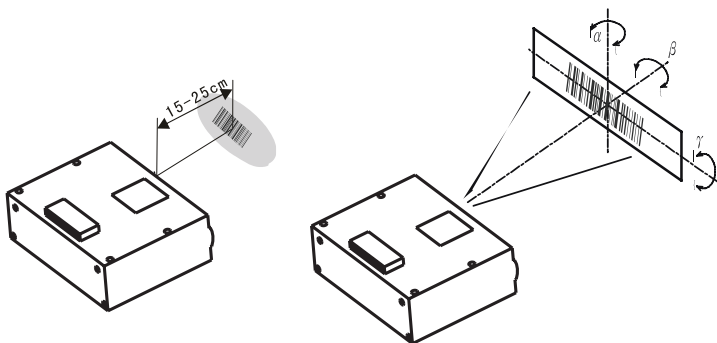


## How to read 1D barcode with EM1300 Embedded Barcode Reading Engine

When the trigger line (Pin 1 on the flexible cable) is pull low for 10ms, the engine starts a read. For the optimum reading stance, aiming pattern width should be 4mm more than barcode width.



Focus the green aiming bar on the central of a barcode. The distance of scan window & barcode between 2cm and 50cm, 15mm~25mm is the best distance between scan window and barcodes. Yaw ( $\alpha$  as below) between  $0^\circ$  and  $45^\circ$  ( $0$  is the best); Pitch ( $\gamma$  as below) between  $0^\circ$  and  $30^\circ$  ( $5-20$  is the best); Roll ( $\beta$  as below)  $45^\circ$ .



For more information about EM1300 reading engine, please visit Newland Auto-ID website. [www.nlscan.com](http://www.nlscan.com)



---

## Supports & Service

If you have a problem with your equipment, contact the Newland Support Center in your region. Before calling, have the model number, serial number, and several of your barcodes at hand.

Call the support Center from a phone near the scanning equipment so that the service person can try to talk you through your problem. If the equipment is found to be working properly and the problem is barcode readability, the Support Center will request samples of your bar codes for analysis at our plant.

If your problem cannot be solved over the phone, you may need to return your equipment for servicing. If that is necessary, you will be given specific directions.

-----  
Note: Newland Auto-ID Tech. is not responsible for any damages incurred during shipment.  
-----



## Revisions

Version	Data Source	Description	Date	Approved
V1.0			20090826	



# Newland

SCANNING MADE SIMPLE

#### Newland EMEA HQ

+31 (0) 345 87 00 33  
info@newland-id.com  
newland-id.com

#### D-A-C-H

+49 (0) 6182 82916-16  
info@newland-id.de

#### Benelux

+31 (0) 345 87 00 33  
benelux@newland-id.com

#### Italy

+39 (0) 342 0562227  
italy@newland-id.com

#### United Kingdom

+44 (0) 1442 212020  
sales@newland-id.co.uk

#### South Africa

Gauteng: +27 (0) 11 553 8010  
Cape Town: +27 (0) 21 9140819  
info@newland-id.co.za

#### Turkey

+90 (0) 544 538 40 49  
turkey@newland-id.com

#### France

+39 (0) 345 8804096  
france@newland-id.com

#### Ibérica

+34 (0) 93 303 74 66  
info@newland-id.es

#### Nordic & Baltic

+46 (0) 70 88 47 767  
nordic@newland-id.com

#### Russia

+31 (0) 345 87 00 33  
russia@newland-id.com

#### Middle East

+39 (0) 345 8804096  
middleeast@newland-id.com

#### Iran

+90 (0) 544 538 40 49  
iran@newland-id.com